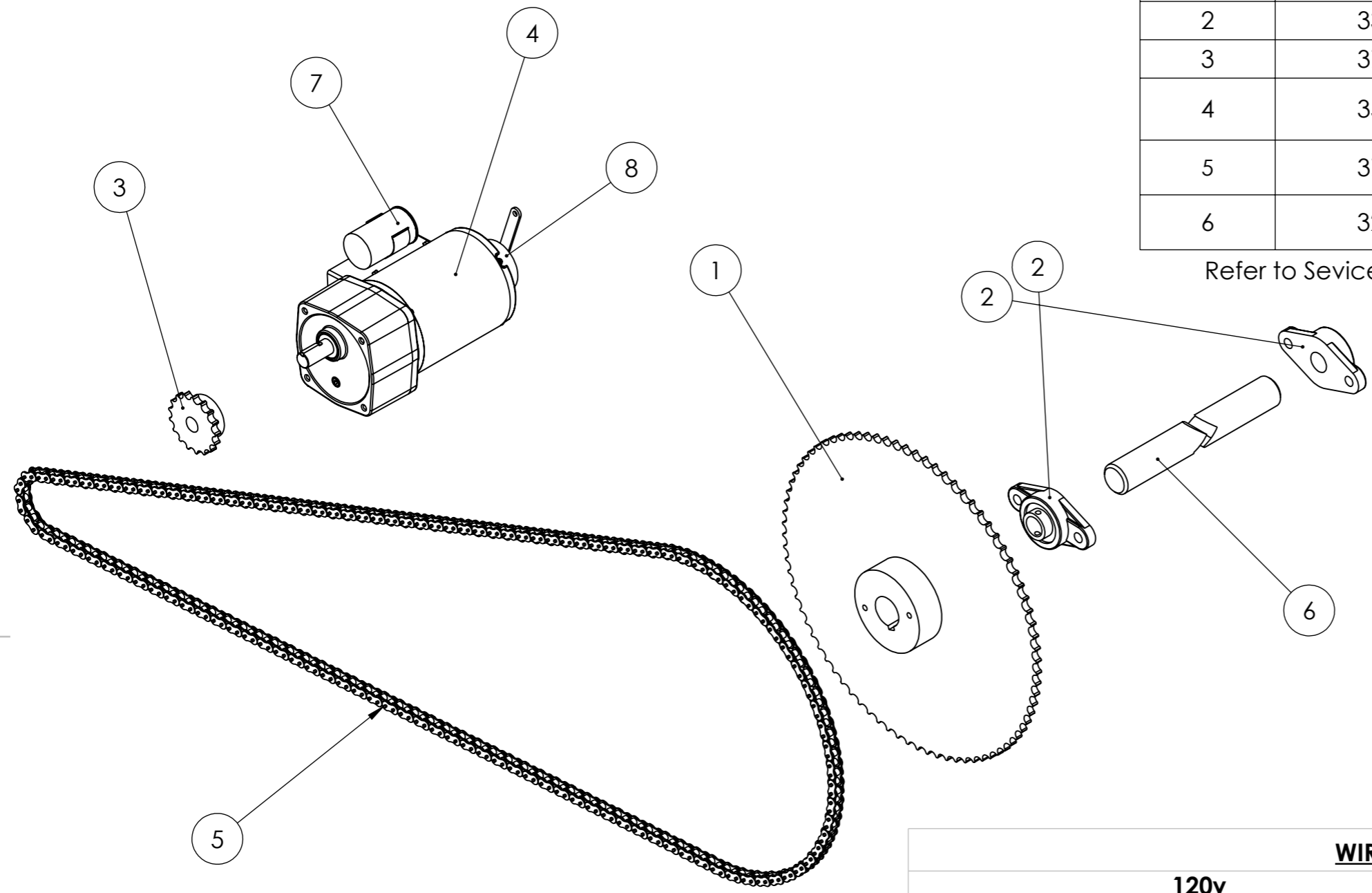
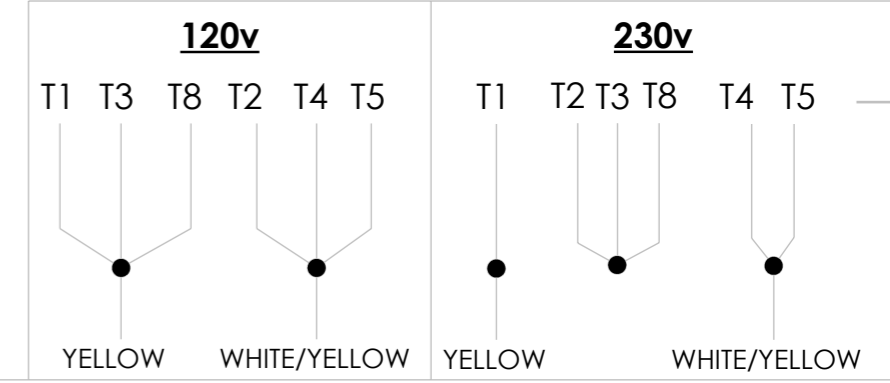


ITEM NO.	PART NUMBER	DESCRIPTION	Default/ QTY.
1	372011	80 TOOTH SPROCKET	1
2	332001	FLANGE BEARING (1 3/16")	2
3	372008	12 TOOTH SPROCKET	1
4	351001	ROTISSERIE DRIVE MOTOR (INCLUDES ITEM #7 AND #8)	1
5	376012	DRIVE CHAIN KIT #40 CHAIN AND MASTER LINK	1
6	322014	ROTISSERIE AXLE	1

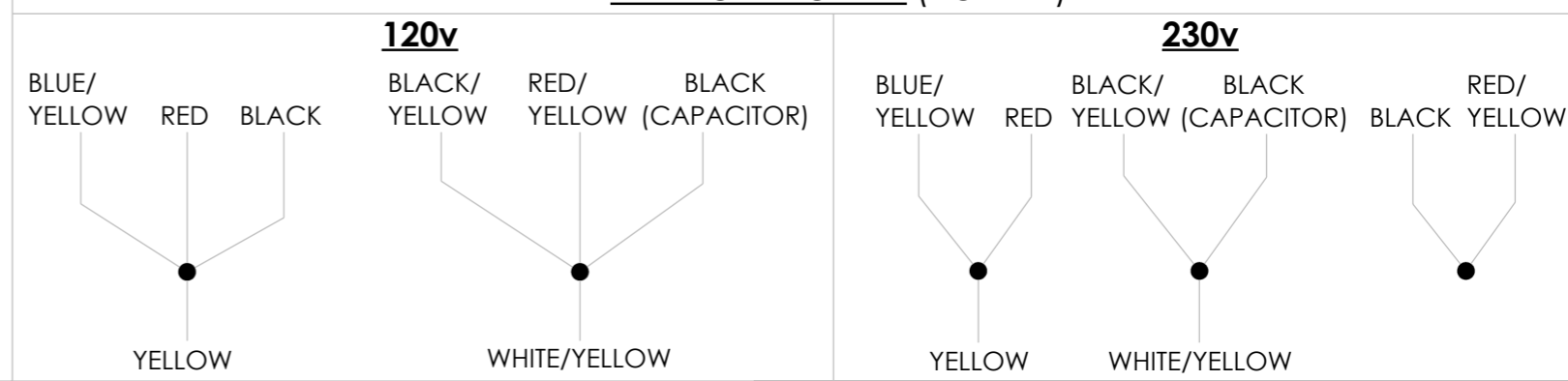
Refer to Service Bulletin SP2017-003 for set screw and key stock sizes.



WIRING DIAGRAM (LEESON)



WIRING DIAGRAM (BODINE)



ITEM NO.	PART NUMBER	DESCRIPTION	QTY.
7	351007	120v/230v RUN CAPACITOR (LEESON)	1
7	351013	120v RUN CAPACITOR (BODINE)	1
7	351014	230v RUN CAPACITOR (BODINE)	1
8	351006	120v BRAKE (LEESON)	1
8	351011	230v BRAKE (LEESON)	1
8	351016	120v BRAKE (BODINE)	1
8	351017	230v BRAKE (BODINE)	1



PROPRIETARY AND CONFIDENTIAL
 THE INFORMATION CONTAINED IN THIS DRAWING IS THE SOLE PROPERTY OF SOUTHERN PRIDE DISTRIBUTING, LLC. ANY REPRODUCTION IN PART OR AS A WHOLE WITHOUT THE WRITTEN PERMISSION OF SOUTHERN PRIDE DISTRIBUTING, LLC IS PROHIBITED

Southern Pride Distributing, LLC
 401 S. Mill Street
 Alamo, TN 38001
 Ph: 731-696-3175
 Fax: 731-696-3180

TITLE: DRIVE SYSTEM ASSEMBLY	
MODEL: SPK-500	S/N: K5001207 TO PRESENT
UNLESS OTHERWISE SPECIFIED: DIMENSIONS ARE IN INCHES TOLERANCES LINEAR: +/- 0.005" ANGULAR: +/- 0.1°	DWG NO. SPEXP1-R006-REV1
REV 1	
DO NOT SCALE DRAWING	SCALE: 1:3
DRAWN BY: DAVE LEWSADER	DATE: 8/10/2023
SHEET 1 OF 1	